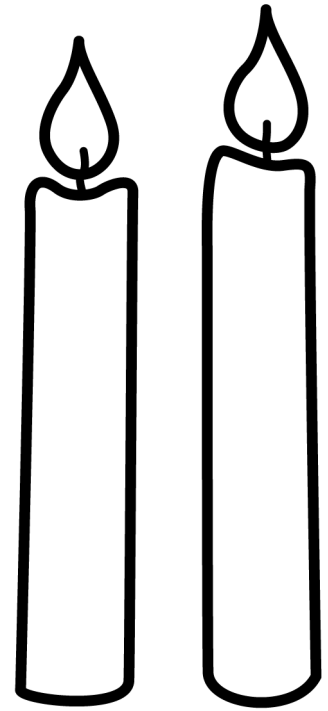




Advent Wreath



Instructions

1. Use markers to decorate the wreath and the candles.
2. Cut them out.
3. Glue the wreath on construction paper.
4. Put one of the candles on the wreath.
5. Glue an envelope on the other side of the construction paper and place the other three candles inside so you can add one candle each week of Advent.

